


IGBT Connectors



■ DIN 41612 ■ DIN Power ■ Custom Connectors for Automobile Electronics



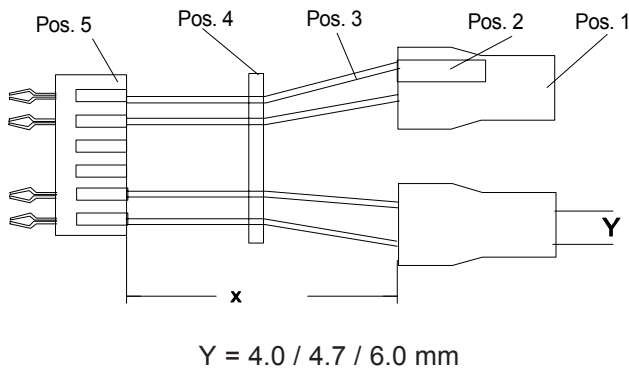
IGBT Module, Courtesy of Semikron

IGBT Connector and Cable Assembly

Designed specifically for attaching to the spade terminals on IGBT modules, the connector and cable assembly provided by 2E Syscom are used to connect IGBT power modules to a printed circuit board. Suitable for 2 faston tabs 2.8 x 0.5mm, the connectors are made with integrated automatic locking clips built in. Three grid spacings for faston tabs are available (4.0, 4.7, and 6.0 mm)

Wires are 20 AWG (0.35 mmsq) stranded, rated at 250 V operating voltage and temperature range of -25° to +85° C. Color coded red, black, grey and white, the wires are separated by a spacer and terminated in a 4 pin PCB mount connector.

IGBT Connector and Cable Assembly

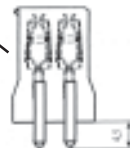


- Position 1 IGBT Connector 2 Contacts.
4.0 / 4.7 / 6.0 mm Spacing.
- Position 2 Crimp Terminal Female Contact.
for 2.5 X 0.5mm spade terminal.
- Position 3 20 AWG Stranded Wire
red, black, grey, white
- Position 4 Spacer
- Position 5 6 Pin PCB Mount Terminal.
.10" (2.54mm) Grid.
Pos 1, 2, 5, 6 Loaded

Also available with female contacts for spade terminals and 4.5mm solder pins for PCB mounting

Technical Specifications

| | |
|------------------------------|-----------------|
| Wire size: | 20 AWG Stranded |
| Contact material: | Phospor Bronze |
| Operating voltage: | 250V |
| Temperature rating: | -25° C +85° C |
| Operating current: | 2A |
| Contact resistance | ≤ 25 m Ohms |
| Effective operating current: | 50mA |
| UL rating: | UL 94 V-0 |
| Insertion force: | 5-18N |
| Extraction force: | 1.5-7 N |
| Insertion/Extraction cycles: | 10 |



Order Information

IGBT Connector & Cable Assembly

| | |
|---------------------------------------|---------------|
| 6.0 mm | PN 44 10193-x |
| 4.7 mm | PN 44 10192-x |
| 4.0 mm | PN 44 10191-x |
| x= Wire Length. 50 mm standard (2.0") | |

IGBT Connector With Solder Pin for PCB Mounting

| | |
|--------|------------------------|
| 6.0 mm | PN 44 001 164 t4.5 C03 |
| 4.7 mm | PN 44 001 164 t4.5 C02 |
| 4.0 mm | PN 44 001 164 t4.5 C01 |

IGBT Connector Shroud

| | |
|--------|-------------------|
| 6.0 mm | PN 44 001 164 CO3 |
| 4.7 mm | PN 44 001 164 CO2 |
| 4.0 mm | PN 44 001 164 CO1 |

2esyscom.com